



FAST AS FLUID

Welcome

Thank you for choosing AUTOFLUID INFINITY

VERSION 02

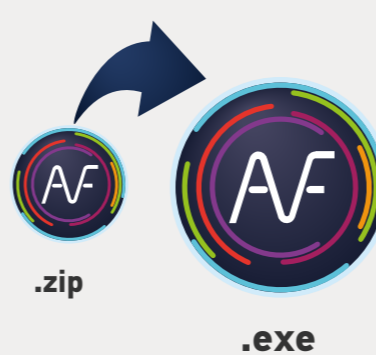
## 1 Install AUTOFLUID INFINITY from [www.autofluid.fr](http://www.autofluid.fr)

- ✔ To perform the installation you must be logged into Windows **as an administrator with full rights**.
- ✔ If your access to Internet websites is restricted, always allow access to [www.autofluid.fr](http://www.autofluid.fr) & [app.autofluid.fr](http://app.autofluid.fr).
- ✔ The AUTOFLUID directory and sub-directories must never be write protected.
- ✔ All other running programs must be closed.



[Download and save](#)

AUTOFLUID.INFINITY-20xx.xxxx-logiciel.**zip**



Unzip the file



AUTOFLUID.INFINITY-20xx.xxxx-logiciel.**exe**  
Right click > open as administrator

## 2 Load the AUTOFLUID INFINITY menu in your CAD software

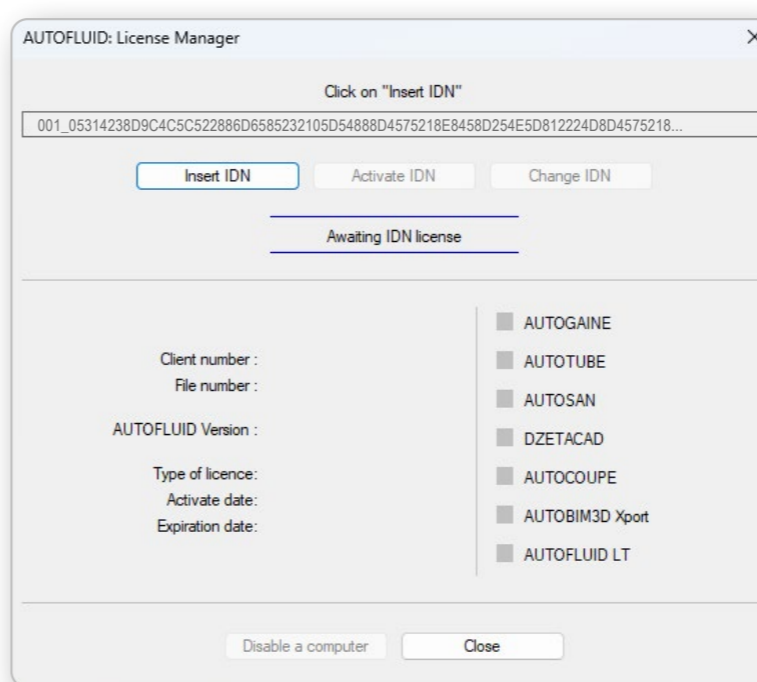
In AutoCAD, BricsCAD or ZWCAD

- > In the command line, insert : "APpload" and press enter
- > Select «C:\AUTOFLUID.INFINITY\AUTOFLUID-Menu.lsp»
- > Click on «Load» then «Close»
- > Select your language.

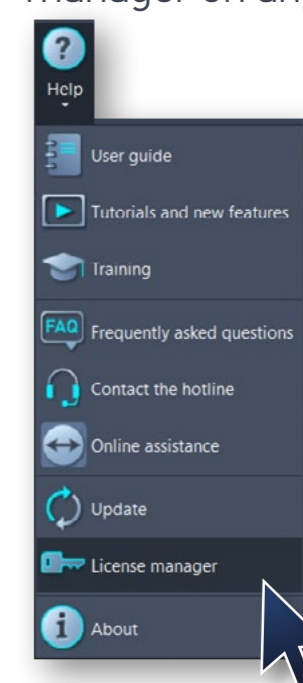
## 3 Activate AUTOFLUID INFINITY

- > The licence manager opens:  
click on "Insert IDN"
- > Copy /paste your IDN number
- > Click on "Activate IDN" then "Close".

If your access to Internet websites is restricted, make sure that your PC is allowed to access [www.autofluid.fr](http://www.autofluid.fr) and [app.autofluid.fr](http://app.autofluid.fr).



How to open the licence manager on any ribbon:



The AUTOFLUID INFINITY ribbons are now ready to use.

## 4 Set up options

To use Bills of equipment and Pressure loss calculations with Excel.

[Windows + Excel](#)

## 5 Keep informed

[Subscribe to the AUTOFLUID newsletter](#) to receive important information on your AUTOFLUID suite.

### AUTOFLUID IS READY. ARE YOU?

Learn how to use all the power of your AUTOFLUID now:

2hr e-learning sessions



On site training



Video tutorials and tips



Are you having trouble installing AUTOFLUID? [Go to the help section of the AUTOFLUID website.](#)

TraCéo  
FLUID SOFTWARE

[contact@traceocad.fr](mailto:contact@traceocad.fr) • Tel : +33 (0)4 86 79 20 00

[www.autofluid.fr](http://www.autofluid.fr)