



FAST AS FLUID

Welcome

Thank you for choosing AUTOFLUID 11

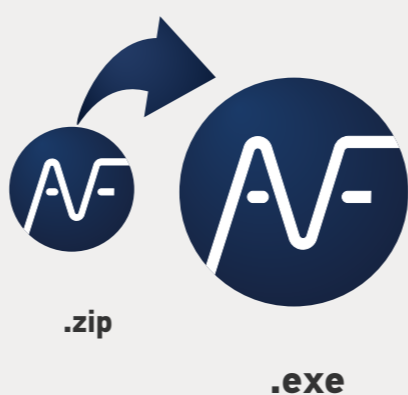
VERSION 01

### 1 Install AUTOFLUID 11 from [www.autofluid.fr](http://www.autofluid.fr)

- ✔ To perform the installation you must be logged into Windows **as an administrator with full rights**.
- ✔ If your access to Internet websites is restricted, always allow access to [www.autofluid.fr](http://www.autofluid.fr) & [app.autofluid.fr](http://app.autofluid.fr).
- ✔ The AUTOFLUID directory and sub-directories must never be write protected.
- ✔ All other running programs must be closed.



[Download and save](#)  
AUTOFLUID11-dxx-logiciel.zip



Unzip the file



AUTOFLUID11-dxx-logiciel.exe  
Right click > open as administrator

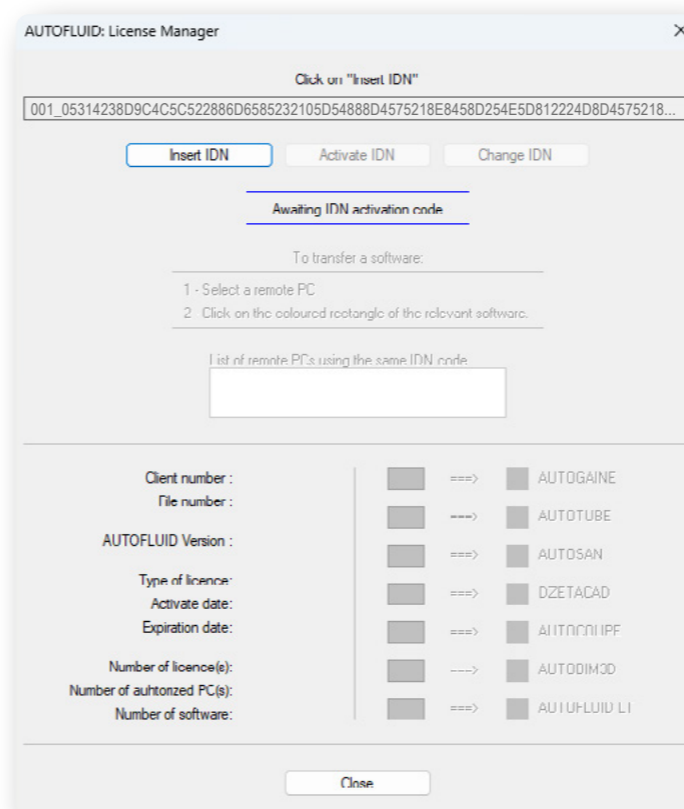
### 2 Load the AUTOFLUID 11 menu in your CAD software

- In AutoCAD, BricsCAD or ZWCAD
- > In the command line, insert : "APpload" and press enter
  - > Select «C:\AUTOFLUID11\AUTOFLUID-Menu.lsp»
  - > Click on «Load» then «Close»
  - > Select your language.

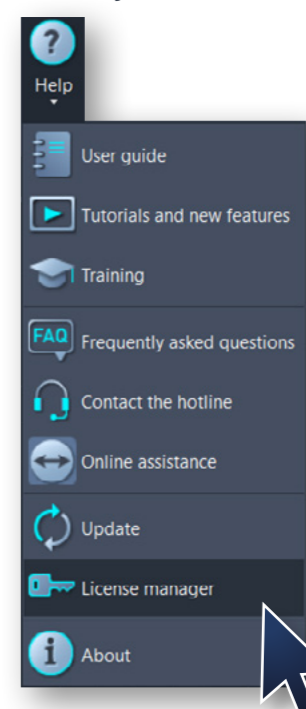
### 3 Activate AUTOFLUID 11

- > The licence manager opens:  
click on "Insert IDN"
- > Copy /paste your IDN number
- > Click on "Activate IDN" then "Close"
- > Transfer software activations to your PC as you need.

If your access to Internet websites is restricted, make sure that your PC is allowed to access [www.autofluid.fr](http://www.autofluid.fr) and [app.autofluid.fr](http://app.autofluid.fr).



Open the licence manager on any ribbon:



The AUTOFLUID 11 ribbons are now ready to use.

### 4 Set up options

To use Bills of equipment and Pressure loss calculations with Excel.

[Windows + Excel](#)

### 5 Keep informed

[Subscribe to the AUTOFLUID newsletter](#) to receive important information on your AUTOFLUID suite.

AUTOFLUID IS READY.  
ARE YOU?

Learn how to use all the power of your AUTOFLUID now:

2hr e-learning sessions



On site training



Video tutorials and tips



Are you having trouble installing AUTOFLUID? [Go to the help section of the AUTOFLUID website.](#)

TraCéo  
FLUID SOFTWARE

[contact@traceocad.fr](mailto:contact@traceocad.fr) • Tel : +33 (0)4 86 79 20 00  
[www.autofluid.fr](http://www.autofluid.fr)